

Edge Mount P.C. Board Receptacles—Straight Plugs

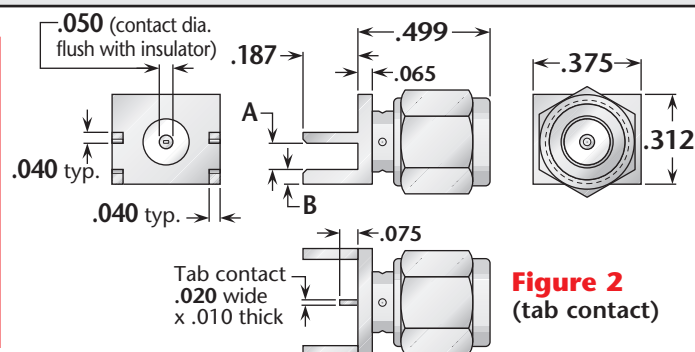
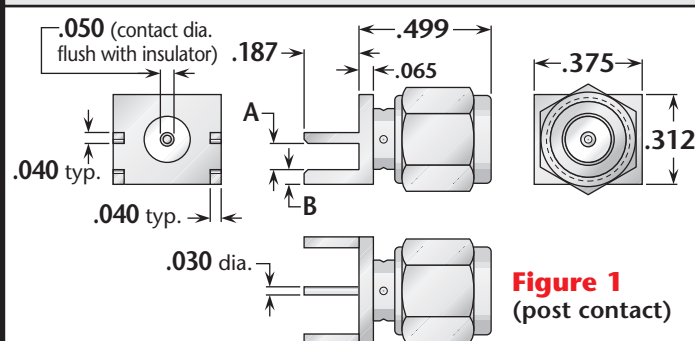


Figure	Board Thickness	Dimensions		Plating		Delta P/N
		A	B	Body	Contact	
1	.042	.048	.093	Gold	Gold (C)	1368-000-G91P-4
1	.047	.053	.088	Gold	Gold (C)	1368-000-G91P-5
1	.062	.068	.073	Gold	Gold (C)	1368-000-G91P-6
2	.042	.048	.103	Gold	Gold (C)	1368-000-G91P-1
2	.047	.053	.098	Gold	Gold (C)	1368-000-G91P-2
2	.062	.068	.083	Gold	Gold (C)	1368-000-G91P-3

Panel Plug Receptacle—Solder Pot Contact

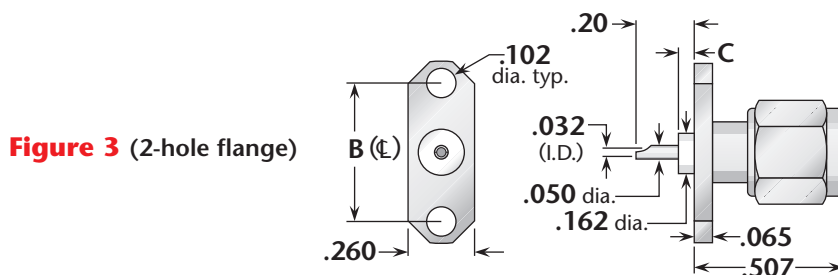
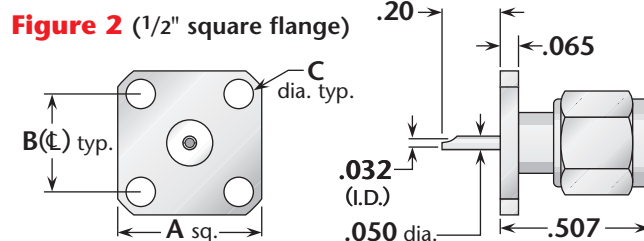
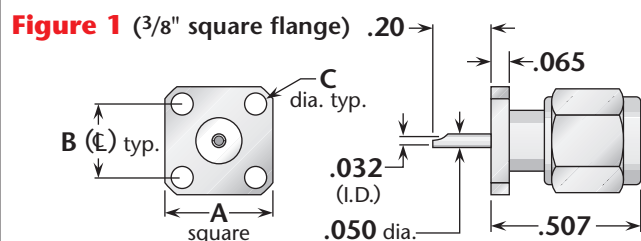


Figure	Dimensions			Mounting Figure	Plating		Delta P/N
	A	B	C		Body	Contact	
1	.375	.250	.067	91	Gold	Gold (C)	1359-000-G911-13
1	.375	.250	.067	91	Passivated	Gold (C)	1359-000-K911-13
2	.500	.340	.102	05	Gold	Gold (C)	1359-000-G051-10
2	.500	.340	.102	05	Passivated	Gold (C)	1359-000-K051-10
3	.625	.481	.000	92A	Gold	Gold (C)	1359-000-G921-17
3	.625	.481	.000	92A	Passivated	Gold (C)	1359-000-K921-17
3	.625	.481	.025	92A	Passivated	Gold (C)	1359-000-G921-18
3	.625	.481	.025	92A	Passivated	Gold (C)	1359-000-K921-18

See page 203 for mounting dimensions. • (C) in contact plating column indicates captive contact.