

Panel Plug Receptacle—Square Flange

Figure 1
(Solder pot contact)

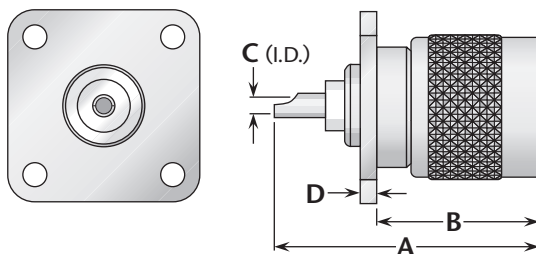


Figure	Dimensions				Mounting Figure	Plating		Delta P/N
	A	B	C	D		Body	Contact	
1	1.25	.83	.106	.080	33	Nickel	Silver (C)	1423-000-N331

Bulkhead Jack Receptacles

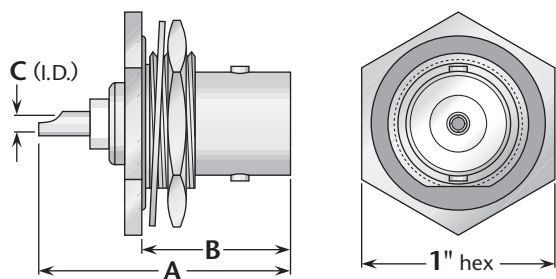


Figure 1
(Rear mount, with mounting gasket)

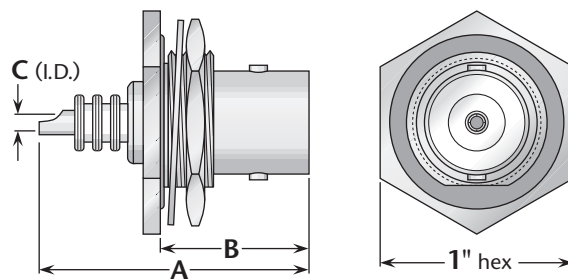


Figure 2
(Rear mount, with mounting gasket)

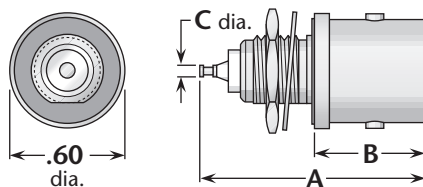


Figure 3
(Front mount, with mounting gasket)

Figure	Dimensions			Max. Panel	Mounting Figure	Plating		Delta P/N
	A	B	C			Body	Contact	
1	1.06	.75	.106	.125	51	Nickel	Silver (C)	UG-569A/U
2	1.32	.75	.106	.125	51	Nickel	Silver (C)	UG-634/U*
3	1.10	.58	.061	.125	65	Nickel	Silver (C)	UG-706A/U

* High-voltage type.

See page 203 for mounting dimensions.
(C) in contact plating column indicates captive contact. • See page 6 for alternate body plating information.