

Right Angle Adapters

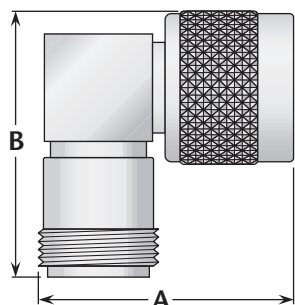


Figure 1
(Right angle plug-jack;
connects one plug
and one jack)

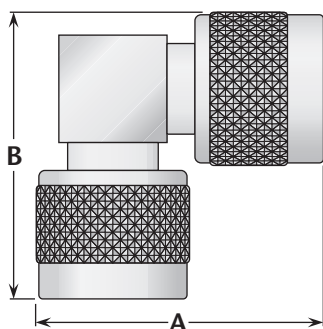


Figure 2
(Right angle plug-plug;
connects two jacks)

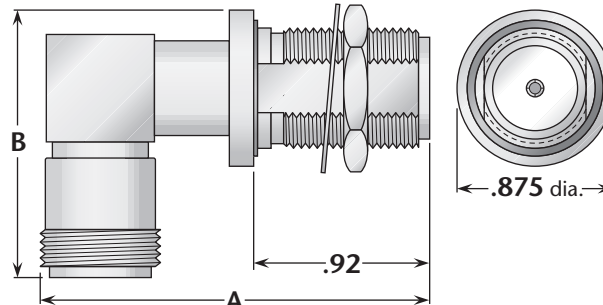


Figure 3
(Bulkhead mounted right angle jack-jack;
connects two plugs)

Figure	Dimensions		Max. Panel	Mounting Figure	Plating		Delta P/N
	A	B			Body	Contact	
1	1.30	1.38	—	—	Nickel	Silver (C)	UG-27C/U
1	1.30	1.38	—	—	Nickel	Gold (C)	UG-27D/U
1	1.30	1.38	—	—	Silver	Gold (C)	M55339/03-00027*
2	1.39	1.39	—	—	Nickel	Silver (C)	1137-000-N000
3	2.13	1.36	.25	72	Nickel	Gold (C)	UG-202A/U

* Lockwire holes in coupling nut.

Tee Adapters

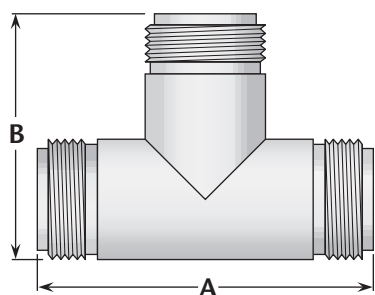


Figure 1
(Tee jack-jack-jack;
connects three plugs)

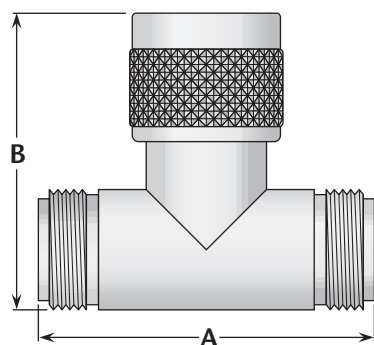


Figure 2
(Tee jack-plug-jack;
connects two plugs and one jack)

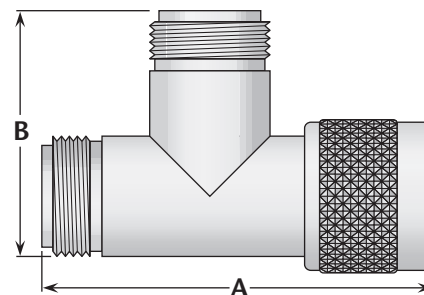


Figure 3
(Tee jack-jack-plug;
connects two plugs and one jack)

Figure	Dimensions		Plating		Delta P/N
	A	B	Body	Contact	
1	1.75	1.22	Nickel	Silver (C)	UG-28A/U
1	1.75	1.22	Silver	Gold (C)	M55339/06-00028
2	1.75	1.47	Nickel	Silver (C)	UG-107B/U
2	1.75	1.47	Silver	Gold (C)	M55339/06-00001
3	2.03	1.22	Nickel	Gold (C)	1149-000-N001-1

(C) in contact plating column indicates captive contact. • See page 203 for mounting dimensions.
See page 6 for alternate body plating information.