

Bulkhead and Panel Mounted Jack-Jack Adapters (Connect two plugs)

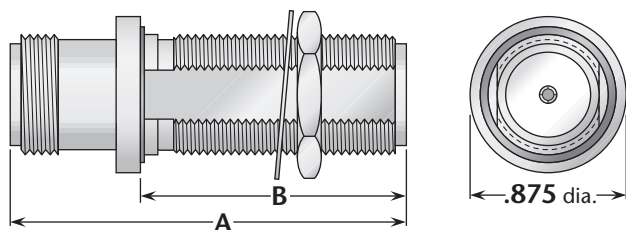


Figure 1
(Bulkhead mount, hermetically sealed)

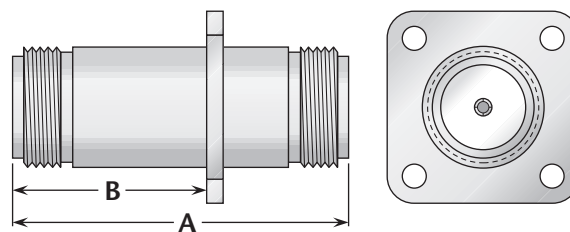


Figure 2
(Panel mount)

Figure	Dimensions		Max. Panel	Mounting Figure	Plating		Delta P/N
	A	B			Body	Contact	
1	1.54	.863	.25	72	Nickel	Silver (C)	UG-30D/U
1	1.54	.863	.25	72	Nickel	Silver (C)	UG-30E/U
1	1.54	.863	.25	72	Silver	Gold (C)	M55339/04-00030
1	2.06	1.375	.75	72	Nickel	Silver (C)	1126-000-N728
2	1.75	1.00	—	33	Nickel	Silver (C)	1125-000-N330

Straight Adapters

Figure 1
(Straight jack-jack;
connects two plugs)

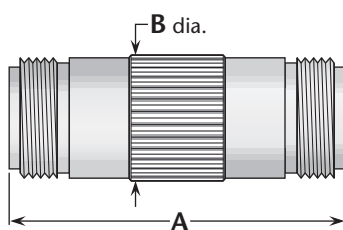


Figure 2
(Straight plug-plug;
connects two jacks)

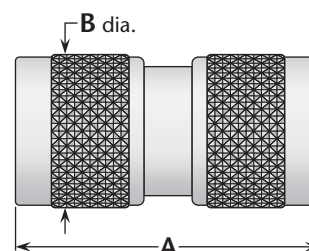


Figure 3
(Straight jack-plug;
connects one plug
and one jack)

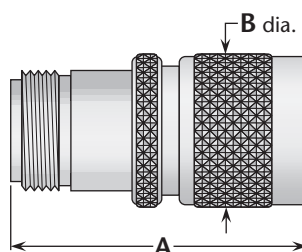


Figure	Dimensions		Plating		Delta P/N
	A	B	Body	Contact	
1	1.75	.66	Nickel	Silver (C)	UG-29B/U
1	1.75	.66	Silver	Gold (C)	M55339/07-00029
2	1.59	.78	Nickel	Silver (C)	UG-57B/U
2	1.59	.78	Silver	Gold (C)	M55339/05-00057*
3	1.56	.78	Nickel	Silver (C)	1134-000-N000

* Lockwire holes in coupling nut.

(C) in contact plating column indicates captive contact. • See page 203 for mounting dimensions.
See page 6 for alternate body plating information.