

Straight Plug—Military Clamp for Flexible Cable

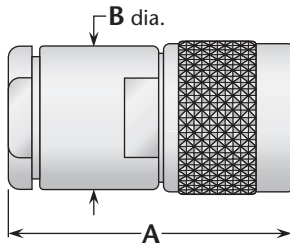


Figure 1

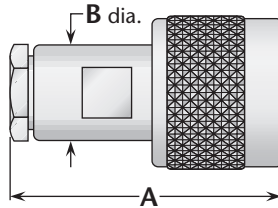


Figure 2

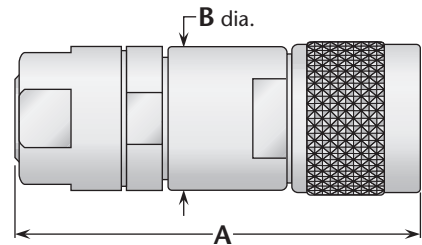
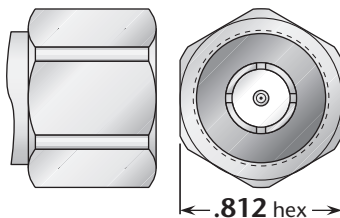


Figure 3
(Includes armor clamp)

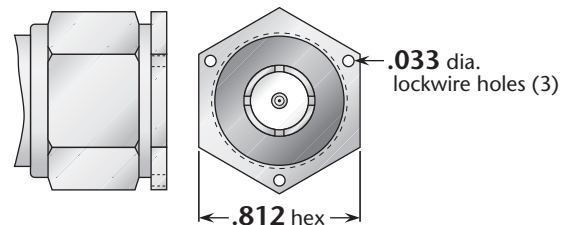
Cable Group	Figure	Dimensions		Plating		Delta P/N	Assembly Procedure/ Trim Code
		A	B	Body	Contact		
1	1	1.50	.75	Nickel	Silver	UG-18E/U	A/01
1	1	1.50	.75	Nickel	Silver (C)	1101-001-N001	A/01
2, 3	1	1.80	.68	Nickel	Silver	UG-21B/U	C/01
2, 3	1	1.50	.75	Nickel	Gold	UG-21D/U	A/01
2, 3	1	1.50	.75	Nickel	Gold	UG-21E/U	A/01
2, 3	1	1.50	.75	Nickel	Gold	UG-21G/U	A/01
2, 3	1	1.50	.75	Nickel	Silver (C)	UG-1185/U	A/01
2, 3	1	1.50	.75	Nickel	Gold (C)	UG-1185A/U	A/01
2, 3	1	1.50	.75	Silver	Gold (C)	M39012/01-0005*	A/01
5, 6	2	1.41	.50	Nickel	Silver	UG-536B/U	A/02
5, 6	2	1.41	.50	Nickel	Gold	UG-536C/U	A/02
5, 6	2	1.41	.50	Nickel	Gold (C)	1101-015-N001	A/02
7	2	1.38	.50	Nickel	Silver	UG-603A/U	A/02
7	2	1.38	.50	Nickel	Silver (C)	1101-021-N001	A/02
8	2	1.41	.50	Nickel	Silver (C)	1101-043-N001	A/02
9	2	1.38	.50	Nickel	Silver	1101-036-N000	A/02
9	2	1.38	.50	Nickel	Silver (C)	1101-036-N001	A/02
15	3	2.42	.75	Nickel	Silver	UG-941B/U	D/01
15	3	2.42	.75	Silver	Gold (C)	M39012/01-0125*	D/03
16	1	1.80	.88	Nickel	Silver	UG-204A/U	C/02
16	1	1.80	.88	Silver	Gold (C)	M39012/01-0015*	A/01
20	3	3.09	1.31	Nickel	Silver	UG-557A/U	D/02
25	2	1.38	.50	Nickel	Silver	1101-132-N000	A/03

* Lockwire holes in coupling nut.

Optional Type N Coupling Nut Examples



13/16" hex coupling nut



13/16" hex coupling nut with lockwire holes

These designs allow the connectors to be tightened with a wrench for precise torquing of mated parts, and can be supplied on any Delta type N plug. Please call for details of these options or any other special requirements you may have.

See page 204 for cable groups. • Assembly procedures start on page 205.
(C) in contact plating column indicates captive contact. • See page 6 for alternate body plating information.