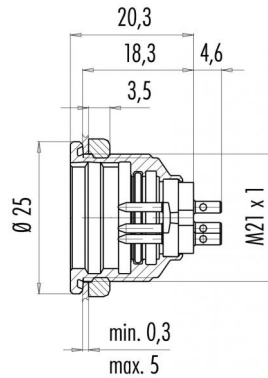


Product	Male socket IP 40	Pole	12
Area	Push-Pull connectors IP 67	Article number	09 4835 25 12
	serie 440		

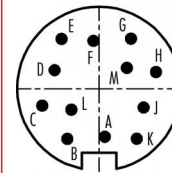
illustration



scale drawing



Contact Arrangement



	X	Y
A	0,41	-3,45
B	-2,29	-3,61
C	-4,10	-1,21
D	-3,20	1,34
E	-2,71	3,59
F	-0,41	3,45
G	2,29	3,61
H	4,10	1,21
J	3,20	-1,34
K	2,71	-3,59
L	-2,00	-1,51
M	2,00	1,51

You can find the item description and assembly instruction on the next page.

Technical data

Common values

Connector Design	Male socket
Connector locking system	Push-Pull locking
Termination	solder
Wire gauge (mm)	0,25 mm <sup>2</sup>
Wire gauge (AWG)	24
Cable outlet	-
Upper temperature	+85 °C
Lower temperature	-40 °C

Material


Material of contact	CuZn (brass)
Contact plating	Au (gold)
Material of contact body	PBT (UL 94 V-0)
Material of housing	CUZn (brass nickel plated)

Cable data

Contacts 12, male socket IP 40

Electrical values

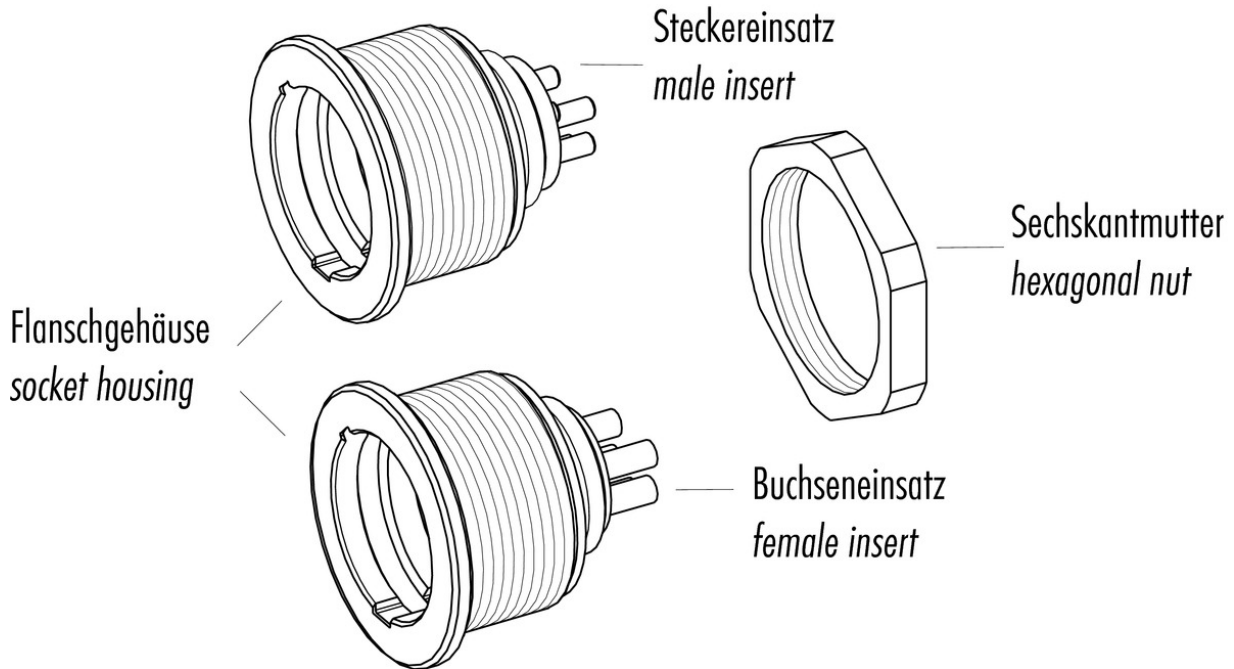
Rated voltage	60 V
Rated impulse voltage	500 V
Pollution degree	I
Overvoltage category	I
Material group	III
Rated current (40°C)	3 A
Volume resistivity	≤ 3 mΩ
EMV compliance	not shielded
Degree of protection	IP 40
Mechanical operation	>1000 mating cycles



Product Area	Male socket IP 40 Push-Pull connectors IP 67	serie 440	Pole Article number	12 09 4835 25 12
--------------	---	-----------	---------------------	---------------------

Date: 2014-07-20 - Page 2 of 2

Item description



Installation instructions / Mounting cutout

