used for: D-SUB DUAL-PORT

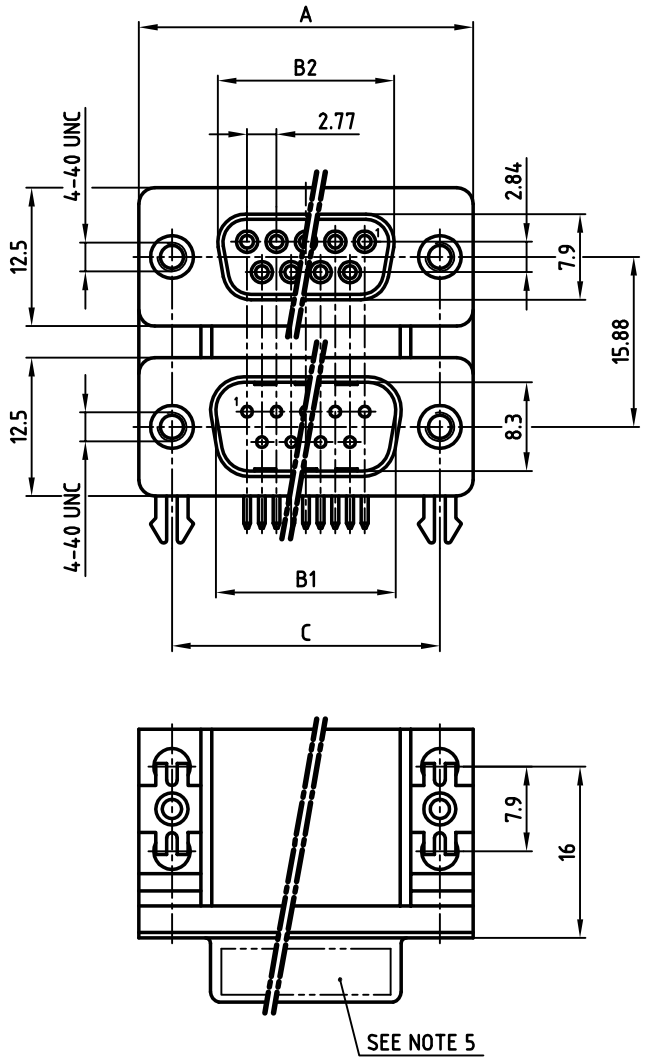

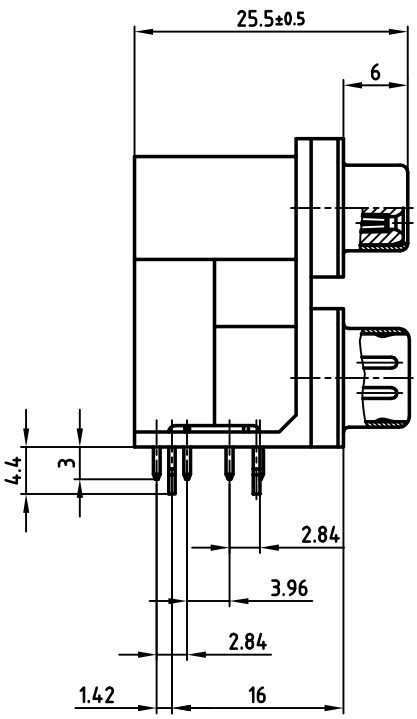

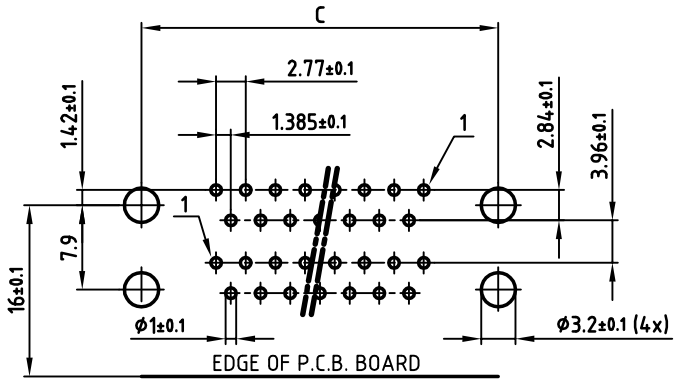

RECOMMENDED P.C.B. LAYOUT

No. of pos.	A	B1	B2	C	Part NO.
2x 9	30.80	16.92	16.30	25.00	**DLS1SP5AN21X**
2x15	39.20	25.25	24.60	33.30	**DLS2SP5AN21X**
2x25	53.10	38.96	38.30	47.10	**DLS3SP5AN21X**
2x37	69.40	55.42	54.80	63.50	**DLS4SP5AN21X**

NOTES:

1. METALSHELLS: STEEL; min. 320µin TIN
2. INSULATORS: PBT GF UL 94 V-0, BLACK
3. (b) CONTACTS: COPPER ALLOY
   PLATING MATING AREA: GOLD FLASH
4. MAXIMUM TORQUE VALUE FOR THREAD: 6 in.LB
5. CONNECTOR IS PART MARKED: PART-NO. CONEC ABC

APPROVAL # FREIGABE # DEBLOCAGE # AUTOR/ZACION # APPROVAL

CUSTOMER APPROVAL DATE:

NAME: TITLE:

COMPANY NAME:

APPROVAL # FREIGABE # DEBLOCAGE # AUTOR/ZACION # APPROVAL

THIS DRAWING MAY NOT BE COPIED OR REPRODUCED IN ANY WAY, AND MAY NOT BE PASSED ON TO A THIRD PARTY WITHOUT WRITTEN PERMISSION. OWNERSHIP AND COPYRIGHT OF CONEC GmbH

DO NOT ALTER CAD DRAWING BY HAND

rev.	description	date	name
1 x b	Ä3442	28.09.2009	Petker
a	Origin		

tolerance — dim. in mm

2004	date	name
drawn	18.05.	Lehmenkühler
appd.	18.05.	Mickenbecker
norm		
d-old		

scale: 2:1
material: SEE NOTES

title:
DUAL-PORT 15.88mm
Female / Male 2x9pos. - 2x37pos.
with 4-40 UNC insert and clip

dwg no: **16K1A1168**
AutoCAD 2004 | DIN-A 3 | sh: 1/1

part no: **SEE TABLE**