

DATE	SYM	REVISION RECORD	AUTH	DR

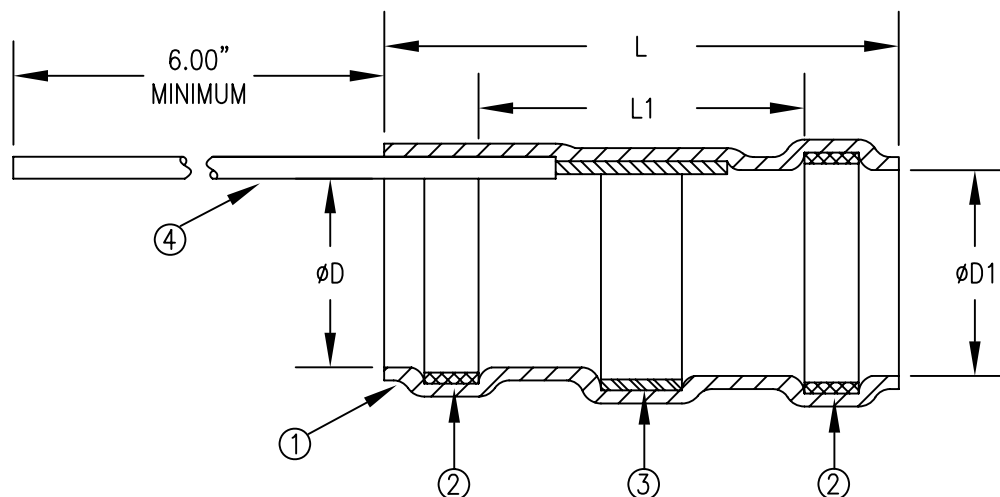



TABLE I: PRODUCT DETAILS

SAE AS83519/2 PART NUMBER	MARKING CODE *CLASS II NO. "SO" PREFIX	SUMITOMO PART NUMBER *CLASS II ADD. -C2 SUFFIX	L $\pm .070$	L1 MINIMUM	$\phi D$ MINIMUM	$\phi D1$ MINIMUM
AS83519/2-1	S0201S	H-ML-1	.650	.325	.075	.105
AS83519/2-2	S0202S	H-ML-2	.650	.325	.105	.145
AS83519/2-3	S0203S	H-ML-3	.650	.325	.170	.200
AS83519/2-4	S0204S	H-ML-4	.750	.325	.235	.255
AS83519/2-5	S0205S	H-ML-5	.750	.325	.275	.300

MATERIALS:

- ① INSULATION SLEEVE:  
HEAT-SHRINKABLE, RADIATION CROSSLINKED, MODIFIED POLYVINYLIDENE FLUORIDE.  
COLOR = TRANSPARENT BLUE.
- ② MELTABLE SEALING RING:  
THERMALLY STABILIZED THERMOPLASTIC. COLOR = 2 BLUE.
- ③ SOLDER PREFORM:  
ALLOY - Sn63 WITH RED THERMOCHROMIC INDICATOR, EUTECTIC AT 183°C. PER ANSI-J-STD-006.  
\*(CLASS II = NO RED THERMOCHROMIC INDICATOR)  
FLUX - ROL1 TYPE RMA FLUX FOR SILVER OR TIN APPLICATIONS. PER ANSI-J-STD-004.
- ④ PRE-INSTALLED WIRE LEAD PER MIL-W-22759/32-20-90.

DIMENSIONS ARE IN INCHES TOLERANCES: (EXCEPT AS NOTED)		 915 ARMORLITE DR., SAN MARCOS, CA 92069	
LINEAR	ANGULAR		
0.0 = N/A	0° = N/A	TITLE: SOLDER TERMINATION SLEEVE WITH PRE-INSTALLED LEAD ENVIRONMENT RESISTANT. SAE AS83519/2 QUALIFIED.	
0.00 = N/A	0°0' = N/A		
0.000 = N/A	0°00' = N/A		
An STS PRODUCT		DRAWING NUMBER:	
DRAWN	N. CANADAY 04-11-07	H-ML-X SAE AS83519/2 (1-5)	
APPROVED	Jon M. Mills 04-11-07	REPLACES DWG NO.: SAE AS83519/2	
OTHER REF.	SAE AS83519/2 (1-5)	SCALE:	NONE
ORIG. DATE	04-11-07	CAD NO.	H-ML-X SAE AS83519/2 (1-5)
		SHEET	1 OF 2

DATE	SYM	REVISION RECORD	AUTH	DR

RECOMMENDED CABLE PREPARATIONS:

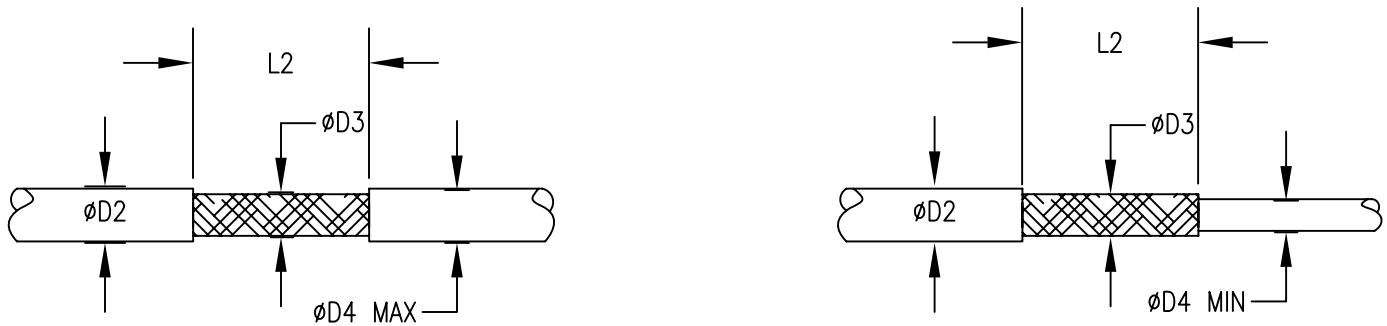



TABLE II: CABLE PREPARATION MEASUREMENTS

SUMITOMO PART NUMBER <small>*CLASS II ADD. -C2 SUFFIX</small>	$\phi D2$ MAXIMUM	$\phi D3$ MINIMUM	$\phi D4$ MAXIMUM	$\phi D4$ MINIMUM	L2 RANGE
H-ML-1	.105	.035	.075	.020	.250-.325
H-ML-2	.145	.055	.105	.030	.250-.325
H-ML-3	.200	.085	.170	.050	.250-.325
H-ML-4	.255	.130	.235	.070	.250-.325
H-ML-5	.300	.170	.275	.100	.250-.325

NOTES:

1. THESE PRODUCTS ARE TESTED AND QUALIFIED TO SAE AS83519/2 STANDARDS AND ARE LISTED ON THE QPL (CLASS I). PLEASE REFER TO THE SUMITOMO ELECTRIC STS INSTALLATION GUIDE FOR RECOMMENDED ASSEMBLY INFORMATION.
2. TEMPERATURE RANGE: -55°C TO +150°C.
3. SEIP CAGE CODE: 1JX75.

DIMENSIONS ARE IN INCHES TOLERANCES: (EXCEPT AS NOTED)		 915 ARMORLITE DR., SAN MARCOS, CA 92069	
LINEAR 0.0 = N/A 0.00 = N/A 0.000 = N/A	ANGULAR 0° = N/A 0°0' = N/A 0°00' = N/A		
An STS PRODUCT		TITLE: SOLDER TERMINATION SLEEVE WITH PRE-INSTALLED LEAD ENVIRONMENT RESISTANT. SAE AS83519/2 QUALIFIED.	
DRAWN N. CANADAY	04-11-07	DRAWING NUMBER: H-ML-X SAE AS83519/2 (1-5)	REV -
APPROVED <b>Jon M. Mills</b>	04-11-07	REPLACES DWG NO.: SAE AS83519/2	
OTHER REF. SAE AS83519/2 (1-5)	ORIG. DATE 04-11-07	SCALE: NONE	CAD NO. H-ML-X SAE AS83519/2 (1-5) SHEET 2 OF 2