



TMRAC Series

Heavy Duty, Industrial and Commercial Mini Rectangular Rack & Panel Connector



TMRAC 34S-G



TMRAC 34P-G



Removable contacts offer a substantial savings of time, labor and a great flexibility in the choice of circuitry. The contact is easily removed with the hand tool depicted and then placed by hand or with a simple insertion tool.

The TMRAC Series was designed specifically for the industrial/ commercial customer for application in high temperature, rough service operations. This series features the same military-type anodized aluminum hoods, rugged polyester thermoplastic insulators, screw-machine removable contacts, guide and hardware as the MRAC Series.

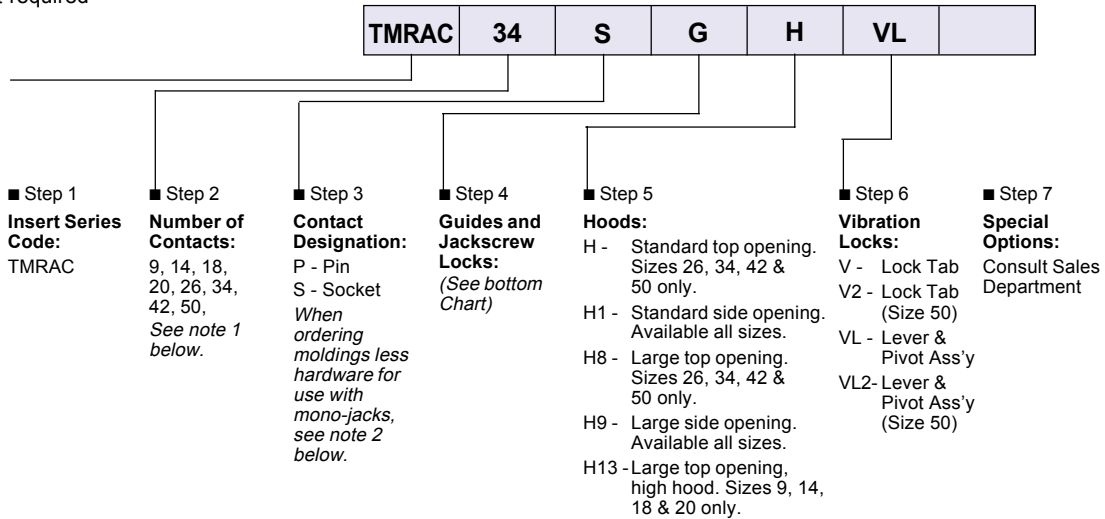
Specifications

Insulators:	Polyester thermoplastic, black color. High potential performance: withstanding voltage is one minute electrification at 2000 VAC (sea level).	Contacts:	Must be ordered separately. Select from crimp, solder, dip solder, shielded or Wire-Wrap termination contacts. See 100 Series contact section.
Insulation Resistance:	500V	Contact Identification:	Standard contact identification is alphabetical.
Thermal Shock:	-55°F to +150°F	Sizes:	.040" diameter and .062" diameter contacts in 7.5-amp and 13-amp current ratings.
Hoods:	Anodized aluminum. May be applied on plug or receptable. Both top and side opening hoods available.	Termination Types:	Crimp, dip-solder, solder removable in .040" and .062" diameter. Wire Wrap tails and stabilizing bushings for .025" and .045" square.
Polarization:	Gold plated guides provide positive polarization. Polarized nickel-plated brass and/or passivated stainless steel jackscrews with anodized aluminum knobs are available.	Current Rating:	7.5 amps maximum for .040" contacts. 13 amps maximum for .062" contacts.
Number of Contacts:	Eight size connectors: 9-, 14-, 18-, 20-, 26-, 34-, 42- and 50-contact, available in either .040" or .062" diameter.		

CSA Certified File No.  LR34182
Recognized under the Component Program
of Underwriters Laboratories Inc. File No. E31650 

Ordering Information

Omit steps not required



■ Step 1
Insert Series Code:
TMRAC

■ Step 2
Number of Contacts:
9, 14, 18, 20, 26, 34, 42, 50,
See note 1 below.

■ Step 3
Contact Designation:
P - Pin
S - Socket
When ordering moldings less hardware for use with mono-jacks, see note 2 below.

■ Step 4
Guides and Jackscrew Locks:
(See bottom Chart)

■ Step 5
Hoods:
H - Standard top opening. Sizes 26, 34, 42 & 50 only.
H1 - Standard side opening. Available all sizes.
H8 - Large top opening. Sizes 26, 34, 42 & 50 only.
H9 - Large side opening. Available all sizes.
H13 - Large top opening, high hood. Sizes 9, 14, 18 & 20 only.

■ Step 6
Vibration Locks:
V - Lock Tab
V2 - Lock Tab (Size 50)
VL - Lever & Pivot Ass'y
VL2 - Lever & Pivot Ass'y (Size 50)

■ Step 7
Special Options:
Consult Sales Department

■ Step 4

Guides

- G* Phosphor Bronze Cylindrical Guides
- K Beryllium Copper Cylindrical Guides
- N* Brass Cylindrical Guides
- "P" indicates two guide pins or two jackscrews (EX. JTCP)
- "S" indicates two guide sockets or two jackscrews (EX. GS)

* For passivated stainless steel add SS suffix.

Jackscrew Locks

- ***J Polarized Fixed Jackscrew and Jacksocket
- JT Polarized Short Turning Jackscrew and Jacksocket
- JTC Polarized Long Turning Jackscrew and Jacksocket
- ***JTD Polarized Long Turning Mono-Jackscrew and Mono-Jacksocket for Sizes 34, 42, and 50 only.

- **JZ Same as J but with 6-32 mtg. thd.
- **JTW Same as JT but with knurled round knob with internal hex
- **JTU Same as JT but with knurled round knob with screwdriver slot
- **JTX Same as JT but with hex knob
- **JTCW Same as JTC but with knurled round knob with internal hex
- **JTCU Same as JTC but with knurled round knob with screwdriver slot
- **JTCX Same as JTC but with hex knob
- **JTCZ Same as JTC but with prybar knob

** Request availability information.
*** Material: Nickel Plated Brass standard

- Notes:**
1. Contacts are ordered separately. See 100 Series contact section of Rack & Panel
 2. When ordering hoods, hardware and connectors separately for use with JTD Monojacks, connectors must be ordered as follows:
Pin connector = TMRAC34P8, TMRAC42P8, etc.
Socket connector = TMRAC34S8, TMRAC42S8, etc.
The number "8" indicates special housing for use with the JTD Monojack hardware (available on sizes 34, 42, and 50).

Dimensions

All dimensions for TMRAC housings are the same as MRAC housings. All hoods, hardware, and accessories used on the TMRAC Series are the same as those used on the MRAC Series. See MRAC Series section for part numbers and dimensions. Note the TMRAC Series maximum number of contacts is 50.