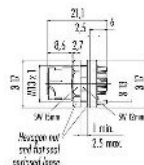


Product description	Bayonet Female panel mount connector, Contacts: 5, unshielded, solder, IP54 unplugged, M13x1,0, Rear mounting
Area	Bayonet NCC
Series	670
Part no.	09 0762 180 05

Illustration



Scale drawing



You can find the component part drawing and assembly instructions on the next page.

Technical data

General features

Part no.	09 0762 180 05
Connector design	Female panel mount connector
Version	Connector pin straight
Connector locking system	Bayonet
Termination	solder
Degree of protection	IP54 unplugged IP67
Connection cross-section	0.25 mm ² / AWG 24
Temperature range from/to	-25 °C / 85 °C
Mechanical operation	> 1000 Mating cycles
Weight (g)	3.90
Customs tariff number	85369010
Country of Origin	DE

Electrical parameters

Rated voltage	50 V
Rated impulse voltage	500 V
Rated current	2.0 A
Pollution degree	2
Overvoltage category	II
Insulating material group	II
EMC compliance	unshielded

Product data sheet

Subminiature connectors



Product description	Bayonet Female panel mount connector, Contacts: 5, unshielded, solder, IP54 unplugged, M13x1,0, Rear mounting
Area	Bayonet NCC
Series	670
Part no.	09 0762 180 05

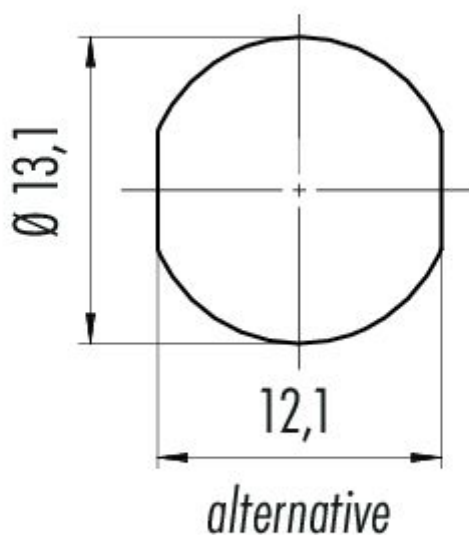
Material

Housing material	PA
Contact body material	PA
Contact material	CuSn (bronze)
Contact plating	Au (gold)
REACH SVHC	CAS 7439-92-1 (Lead)
SCIP number	056d8bfb-c51a-486a-9a6b-229c03f426ce

Classifications

eCl@ss 11.1	27-44-01-09
ETIM 9.0	EC003569

Assembly instructions / Panel cut-out



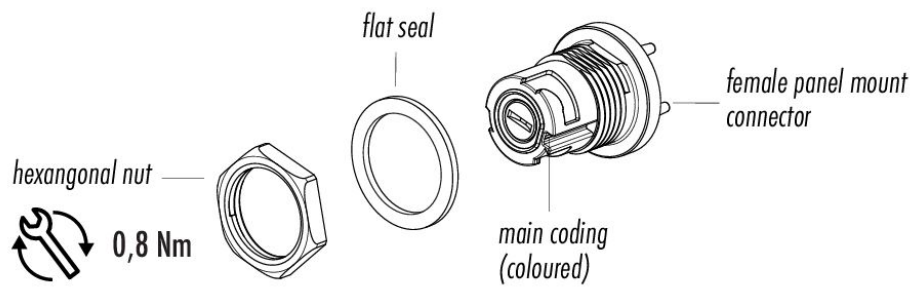
Product data sheet

Subminiature connectors



Product description	Bayonet Female panel mount connector, Contacts: 5, unshielded, solder, IP54 unplugged, M13x1,0, Rear mounting
Area	Bayonet NCC
Series	670
Part no.	09 0762 180 05

Component part drawing



Product description	Bayonet Female panel mount connector, Contacts: 5, unshielded, solder, IP54 unplugged, M13x1,0, Rear mounting
Area	Bayonet NCC
Series	670
Part no.	09 0762 180 05

General Disclaim Notice

The connector must not be plugged or unplugged under load. Non-observance and improper use can result in personal injury.

The connectors have been developed for applications in plant engineering, control and electrical equipment construction. The user is responsible for checking whether the connectors can also be used in other areas of application.

Connectors which are used in circuits with voltages dangerous to the touch may only be installed and used by, or under the supervision of, persons with electrical engineering training, taking into account the applicable regulations and standards.

The user must take suitable safety precautions to ensure that the connector cannot be accidentally disconnected.

Plug connectors with enclosure protection IP67 and IP68 are not suitable for use under water. When used outdoors, the plug connectors must be protected separately against corrosion. For further information on the IP protection classes, please refer to the "Technical Information" download centre.

Please observe the pollution degree and the overvoltage category. For further information, please refer to the download center "Technical Information".