

# MIL-C-55302

## Materials, Finishes and Specifications

### MATERIALS AND FINISHES

<b>Connector Body:</b>	Polyphenylene sulfide per MIL-M-24519, color black	<b>Contact Finish:</b> Per MIL-G-45204
<b>Contacts:</b>	Pin contacts: copper alloy/brass alloy Socket contacts: beryllium copper alloy Contact body: brass alloy	<b>Guides, Screwlocks:</b> Stainless steel per QQ-S-763 finish per MIL-F-14072 type Y "D-shaped" guide socket, beryllium copper per QQ-C-530; nickel plated per QQ-N-290

### ELECTRICAL SPECIFICATIONS

<b>Contact Size:</b> #22 AWG	<b>Other Electrical Characteristics:</b> Vibration, salt spray, dielectric withstanding voltage, contact resistance, durability, humidity per MIL-C-55302
<b>Contact Rating:</b> 5 amps.	
<b>Test Voltage:</b> 1000 V rms. 60 Hz at sea level 300 V rms. 60 Hz at 70,000 ft.	
<b>Insulation Resistance:</b> 5000 megohms min. @ 500 V DC	
<b>Temperature Range:</b> -65°C to +125°C	



**Continental Connector Company, Subsidiary Of ASC Group, Inc.**

53 La France Avenue ■ Bloomfield, New Jersey ■ 07003-5632 ■ Phone: (973) 429-8500 ■ FAX: (973) 743-2510

# MIL-C-55302 / 58

## UER-MF Series

## Male Body / Female Contact: .100" Centers — .050" offset

**Description:** Straight through socket connector with mounting ears.  
 .100" (2.54) centers  
 .050" (1.27) offset

**Contacts:** 10-70


**Hardware:** See page 9

**Contact Termination:** See page 9

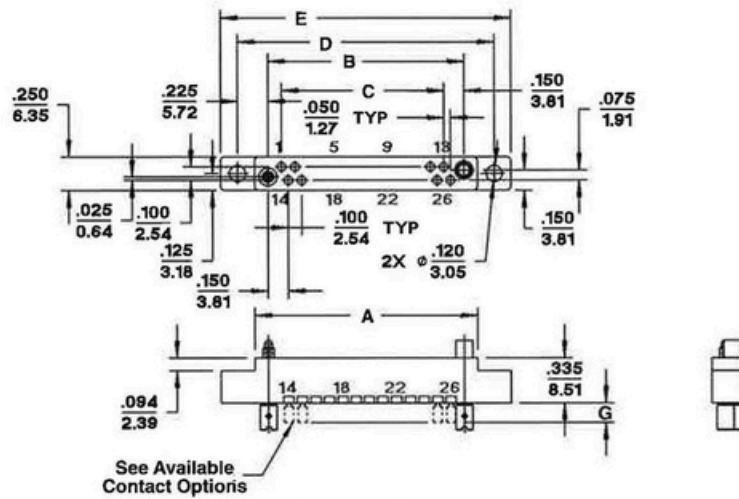
**Polarization:** See page 9

**Configuration:** See page 22

**Suggested Mounting:** See below



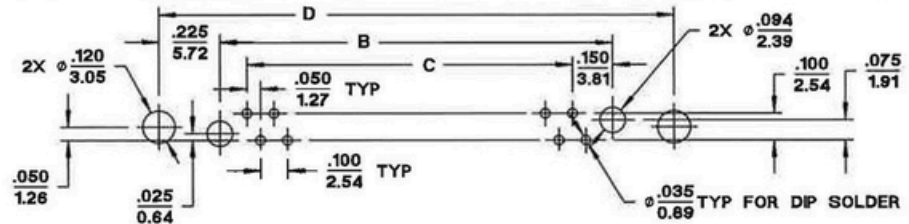
### OUTLINE



UER026MF2KS shown

### MOUNTING LAYOUT

#### MIL-C-55302 / 58



### DIMENSIONS

Dimensions are for reference only. Metric equivalents in (mm) are given for general information.

# Contacts	A	B	C	D	E	# Contacts	A	B	C	D	E	# Contacts	A	B	C	D	E
10	.850 (21.59)	.650 (16.51)	.400 (10.16)	1.100 (27.94)	1.350 (34.29)	30	1.850 (46.99)	1.650 (41.91)	1.400 (35.56)	2.100 (53.34)	2.350 (59.69)	54	3.050 (77.47)	2.850 (72.39)	2.600 (66.04)	3.300 (83.32)	3.550 (90.17)
14	1.050 (26.67)	.850 (21.59)	.600 (15.24)	1.300 (33.02)	1.550 (39.37)	36	2.150 (54.61)	1.950 (49.53)	1.700 (43.18)	2.400 (60.96)	2.650 (67.31)	56	3.150 (80.01)	2.950 (74.93)	2.700 (68.58)	3.400 (86.36)	3.650 (92.71)
20	1.350 (34.29)	1.150 (29.21)	.900 (22.86)	1.600 (40.64)	1.850 (46.99)	40	2.350 (59.69)	2.150 (54.61)	1.900 (48.26)	2.600 (66.04)	2.850 (72.39)	60	3.350 (85.09)	3.150 (80.01)	2.900 (73.66)	3.600 (91.44)	3.850 (97.79)
24	1.550 (39.37)	1.350 (34.29)	1.100 (27.94)	1.800 (45.72)	2.050 (52.07)	44	2.550 (64.77)	2.350 (59.69)	2.100 (53.34)	2.800 (71.12)	3.050 (77.47)	66	3.650 (92.71)	3.450 (87.63)	3.200 (81.28)	3.900 (99.06)	4.150 (105.41)
26	1.650 (41.91)	1.450 (36.83)	1.200 (30.48)	1.900 (48.26)	2.150 (54.61)	50	2.850 (72.39)	2.650 (67.31)	2.400 (60.96)	3.100 (78.74)	3.350 (85.09)	70	3.850 (97.79)	3.650 (92.71)	3.400 (86.36)	4.100 (104.14)	4.350 (110.49)



**Continental Connector Company, Subsidiary Of ASC Group, Inc.**

53 La France Avenue ■ Bloomfield, New Jersey ■ 07003-5632 ■ Phone: (973) 429-8500 ■ FAX: (973) 743-2510

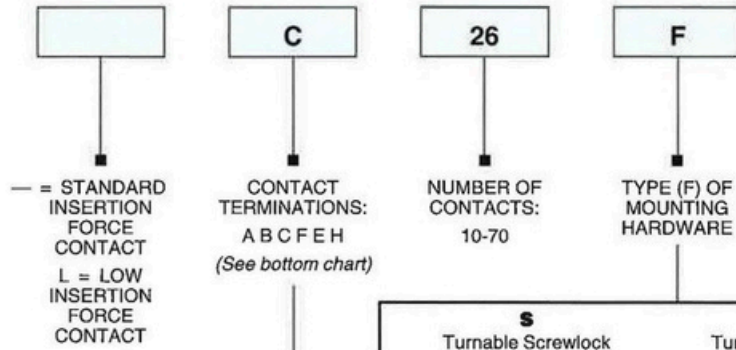
**MIL-C-55302 / 58**

**UER-MF Series**

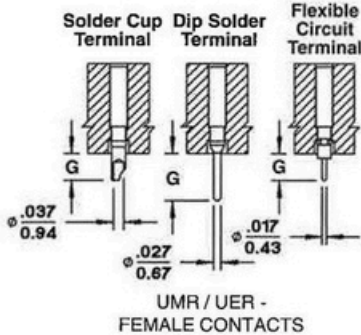
**Male Body / Female Contact: .100" Centers — .050" offset**

**ORDERING INFORMATION**

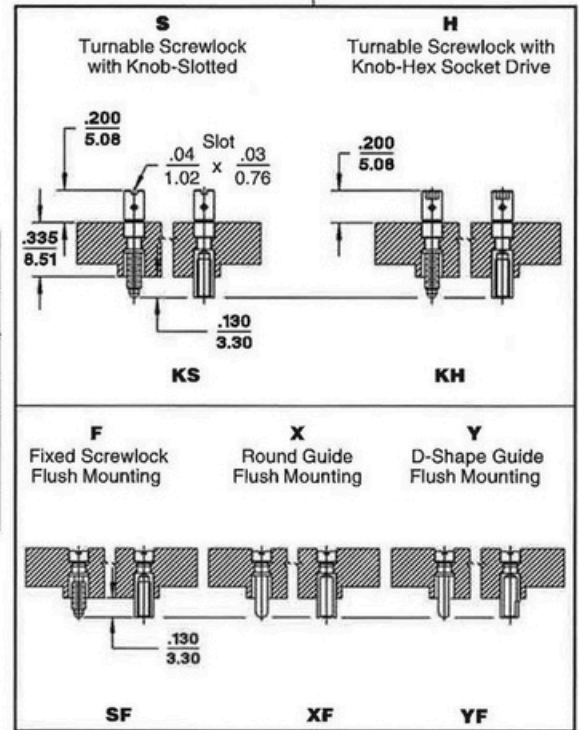
**MIL-C-55302 / 58**



**AVAILABLE CONTACTS**



Contact Style	Terminal Type	Contact Term		Extension G ± .010
		CCC	MIL-C	
Female	Solder Cup	0	A	.100 (2.54)
	Dip Solder	2	B	.140 (3.56)
	Dip Solder	3	C	.172 (4.37)
	Dip Solder	4	F	.234 (5.94)
	Flexible Circuit	5	E	.058 (1.47)
	Flexible Circuit	6	H	.100 (2.54)



**Designation UER**

RYTON  
POLYPHENYLENE  
SULFIDE  
MIL-M-24519  
TYPE GST-40F  
COLOR BLACK  
STANDARD

**026**

NUMBER OF CONTACTS:  
10-70

**MF**

BODY / CONTACT STYLE DESIGNATION:  
MF-MALE BODY-  
FEMALE SOCKET CONTACT

**3**

CONTACT TERMINATION:  
0, 2, 3  
4, 5, 6

**SF**

OTHER TYPES SHOWN ON  
PG. 24



**Continental Connector Company, Subsidiary Of ASC Group, Inc.**

53 La France Avenue ■ Bloomfield, New Jersey ■ 07003-5632 ■ Phone: (973) 429-8500 ■ FAX: (973) 743-2510