

MIL-C-55302

Materials, Finishes and Specifications

MATERIALS AND FINISHES

Connector Body:

Polyphenylene sulfide per MIL-M-24519, color black

Contacts:

Pin contacts:
copper alloy/brass alloy

Socket contacts:
beryllium copper alloy

Contact body:
brass alloy

Contact Finish: Per MIL-G-45204

Guides,

Screwlocks: Stainless steel per QQ-S-763 finish per MIL-F-14072 type Y "D-shaped" guide socket, beryllium copper per QQ-C-530; nickel plated per QQ-N-290

ELECTRICAL SPECIFICATIONS

Contact Size: #22 AWG

Contact Rating: 5 amps.

Test Voltage: 1000 V rms. 60 Hz at sea level
300 V rms. 60 Hz at 70,000 ft.

Insulation

Resistance: 5000 megohms min. @ 500 V DC

Temperature

Range: -65°C to +125°C

Other Electrical

Characteristics: Vibration, salt spray, dielectric withstanding voltage, contact resistance, durability, humidity per MIL-C-55302



Continental Connector Company, Subsidiary Of ASC Group, Inc.

53 La France Avenue ■ Bloomfield, New Jersey ■ 07003-5632 ■ Phone: (973) 429-8500 ■ FAX: (973) 743-2510

MIL-C-55302 / 60

UER-MF Series

Male Body / Female Contact: .100" Centers — .050" offset

Description: Straight through socket connector with mounting ears. .100" (2.54) centers .050" (1.27) offset


Contacts: 90, 100, 120

Hardware: See page 13

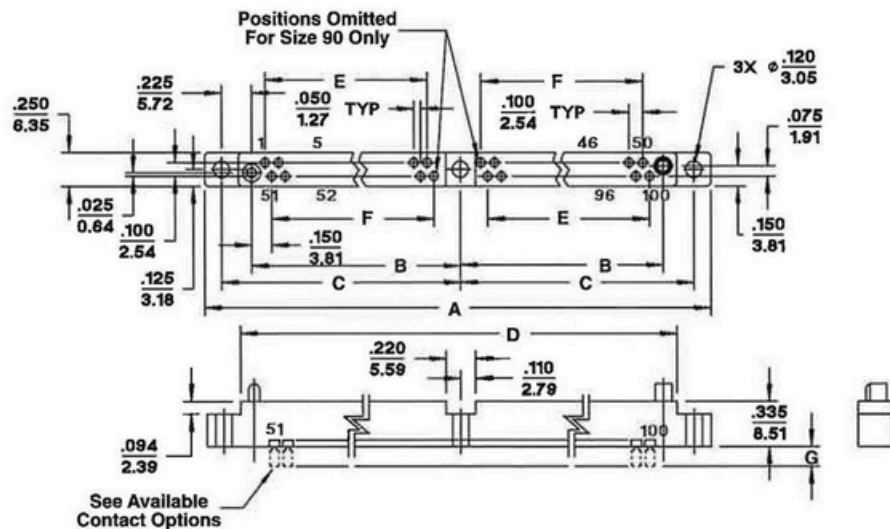
Contact Termination: See page 13

Polarization Configuration: See page 22

Suggested Mounting: See below



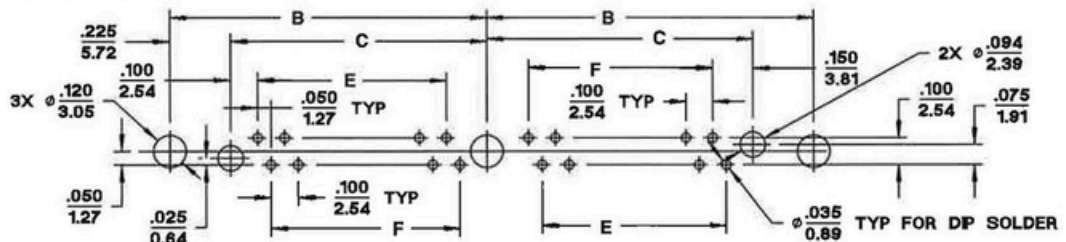
OUTLINE



UER 100MF2XF shown

MOUNTING LAYOUT

MIL-C-55302 / 60



Recommended Hole Pattern Component Side For Fixed Hardware

DIMENSIONS

# Contacts	A	B	C	D	E	F
90	5.650 (143.51)	2.700 (68.58)	2.475 (62.87)	5.150 (130.81)	2.200 (58.88)	2.100 (53.34)
100	6.150 (156.21)	2.950 (74.93)	2.725 (69.22)	5.650 (143.51)	2.400 (60.96)	2.400 (60.96)
120	7.150 (181.61)	3.450 (87.63)	3.225 (81.92)	6.650 (168.91)	2.900 (73.66)	2.900 (73.66)



Continental Connector Company, Subsidiary Of ASC Group, Inc.

53 La France Avenue ■ Bloomfield, New Jersey ■ 07003-5632 ■ Phone: (973) 429-8500 ■ FAX: (973) 743-2510

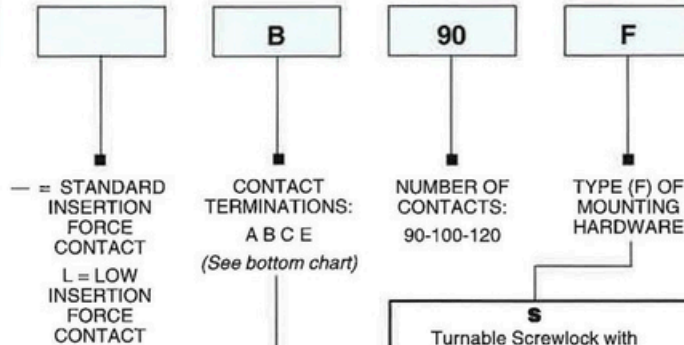
MIL-C-55302 / 60

UER-MF Series

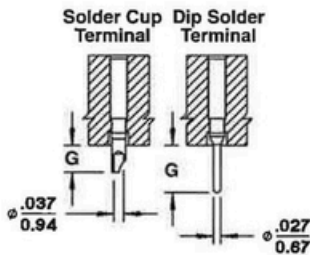
Male Body / Female Contact: .100" Centers — .050" offset

ORDERING INFORMATION

MIL-C-55302 / 60

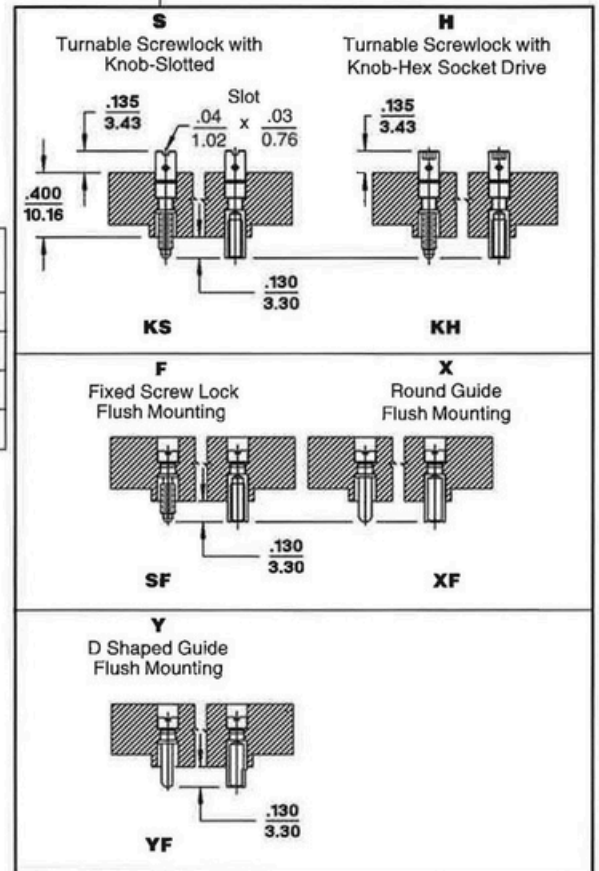


AVAILABLE CONTACTS



UMR / UER - FEMALE CONTACTS

Contact Style	Terminal Type	Contact Term		Extension G $\pm .010$
		CCC	MIL-C	
Female	Solder Cup	0	A	.100 (2.54)
	Dip Solder	2	B	.140 (3.56)
	Dip Solder	3	C	.172 (4.37)
	Dip Solder	4	E	.234 (5.94)



Designation UER

RYTON
 POLYPHENYLENE
 SULFIDE
 MIL-M-24519
 TYPE GST-40F
 COLOR BLACK
 STANDARD

090

NUMBER OF
 CONTACTS:
 90, 100, 120

MF

BODY / CONTACT
 STYLE
 DESIGNATION:
 MF - MALE BODY
 - FEMALE SOCKET
 CONTACT

2

CONTACT
 TERMINATION:
 0, 2, 3, 4

SF

OTHER TYPES
 SHOWN ON
 PG. 24



Continental Connector Company, Subsidiary Of ASC Group, Inc.

53 La France Avenue ■ Bloomfield, New Jersey ■ 07003-5632 ■ Phone: (973) 429-8500 ■ FAX: (973) 743-2510